

**ALL INDIA INSTITUTE OF MEDICAL SCIENCES (AIIMS),
NEW DELHI**

Tender

For

**Supply, installation, testing & commissioning of Hospital Furniture &
other related miscellaneous works etc. for CCU at AIIMS, Ansari Nagar,
New Delhi**

Specifications

VOLUME – III

JANUARY 2014



HSCC (INDIA) LTD.

(CONSULTANTS & ENGINEERS FOR MEGA HOSPITALS & LABORATORIES)


E-6(A), SECTOR-1, NOIDA (U.P) 201301 (India)

Phone : 0120-2542436-40






Fax : 0120-2542447



Tender No. HSCC/AIIMS-CCU/Hosp. fur /2013

CCU, AIIMS, New Delhi,
Specification

Sl. no.	Items	Specification	Sample Photographs
1	ICU BED	<p>The Bed Should be sturdy and made up of high grade Mild steel with Epoxy Powder Coated.</p> <p>The Bed Should have Overall Size: Approx (2150 – 2165) mm L x (1010-1025) mm W x (450-810)mm H (Without Mattress).</p> <p>The Bed Should have Platform frame size (2060-2070mm)L x (950-960)mm W</p> <p>The Bed Should have Mattress Platform size (1890-1900)mm L x (855-865)mm W</p> <p>The Bed Should Have Five section Poly Propylene detachable top fitted on four section top bed frame with transverse and raised cup designs to prevent mattress slippage and for easy breathing of mattress.</p> <p>The Bed Should have Backrest, knee rest and height adjustment positions operated by Electro mechanical adjustment through hand set an additional nurses' control hand set, in addition for operating and locking of above functions and shall have trendelenburg/reverse trendelenburg positions .</p> <p>The Bed Should have auto contour function to ensure less pressure on abdomen and provide comfortable angle between backrest and thigh.</p> <p>Lower leg section should be adjusted by Ratchet Mechanism.</p> <p>The bed should have One touch key for converting bed into a high cardiac chair position of upto 17° on both hand set and the additional nurses' hand set.</p> <p>The Bed should have One touch key for flattening of the bed at the lowest height for 'CPR' on the nurses' hand set</p> <p>The Bed should have One touch key for 'Emergency trendelenburg position' on the nurses' hand set.</p> <p>The Bed should have Battery backup with inbuilt battery charger.</p> <p>The hand set and the nurse hand set should have indications for power on and the battery charge.</p> <p>The Bed should have Manual pull lever on both sides of bed to quickly bring backrest to a flat position</p> <p>The Bed should have Degree indicator required on both the side for backrest, knee rest & Trendelenburg / Reverse trendelenburg positions and I V Rod provision should be on both the angle indicators.</p> <p>All electro mechanical actuators should be compatible with class of IP 54.</p> <p>Backrest and knee rest shall retract as they are individually and simultaneously raised.</p> <p>Bed frame shall be mainly made from 50x25mm x 2 mm thick ERW tube with proper support. This frame shall be</p>	

		<p>fitted on the base frame mainly made of 60 x 30 x 1.6mm ERW tubes on various supporting links. The base frame shall be mounted on 125mm dia non-rusting twin wheel castor with central and directional locking mechanism. Twin wheel castors with castor housing and wheels made from high grade non floor-staining synthetic materials with integrated thread guards. Wheel centre having precision ball bearing to run smoothly. The bed shall have polymer moulded head & foot side panels detachable by hand without need of any tool. Four corner rubber buffers. Bed shall have split type swing down railings, 2 nos on each side (Head & middle section) made from polymer moulded material. These shall be fitted to the mattress support sections and should be able to raise and lock through spring lock mechanism through an operating lever. When put down, they should undergo and level with the bed frame. Railings shall avoid any finger and neck entrapments and comply with IEC standard 60601-2-52 There shall be four locations on the bed to hold one stainless steel Saline rod 12mm dia with 31.7mm dia, 18G stainless steel outer covering tube with a knob to mount syringe pump. Built in bed extension of min 200 mm shall be provided. The bed shall have pullout linen-holder made of S.S rod. Bed should have the provision of night lamp facility. Finishing & workmanship in the medical furniture is of prime importance and must be of high standard. All corners shall be rounded off so that there shall be no sharp corners and holes, should be burr free. All Process Parameters to be as per international IMS Procedures for Quality Assurance & Bed Should be CE certified. Safe working Load should be 240 Kg. M.S. tubular parts, linkages, flats are to be In-house, pretreated, shot blasted and Epoxy powder coated as per ISI standards, 50 to 60 microns. 12mm diameter Stainless Steel SS304 Telescopic Heavy Duty I.V. Rod to hold syringe pumps and IV fluid bottles with 2 hooks - 1no. (Stainless Steel) with provision to park when not in use. Four Section Mattress with 4" thick PU Foam of 40 Density covered with PVC Rexine</p>	
2	Bed Side Locker	<p>Bed Side Locker has one cabinet with lock and one drawer unit with plastic moulded handle. There is a gap between the drawer unit and cabinet, to keep the general items for frequent use. Two lockable Castors are provided for easy handling Overall Dimensions- (L) 490 mm X (W) 410 mm X (H) 921mm. Telescopic ball slides are used for easy and smooth operation of the drawer. Cabinet is provided with a lock. Metal parts to be powder coated along with additives that prevent spread of bacteria. Maximum safe load: 40kg. ,</p>	

		All MS parts are passed through Pretreatment and should be Epoxy powder coated..	
3	OVERBED ADJUSTABLE TABLE	<p>Food Table is an Over Bed Table for Patient, Height adjustable by Gas lift.</p> <p>Overall Dimensions - (L) 875 mm X (W)555 mm X (H) Adjustable from 850mm to 1100mm.</p> <p>MDF top with membrane press gives anti scratch Property with good surface finish, Also to provide Glass Holder on to it to prevent spillage of liquids</p> <p>Metal parts to be powder coated along with additives that prevent spread of bacteria.</p> <p>Plastic handle with SS rod insert for a strong and provides the wide grip. Smooth functioning crank handle with adjustable height and consistent motion during operation.</p> <p>Provided with castors for easy mobility. All MS parts are passed through 8 tank Pretreatment and should be Epoxy powder coated.</p> <p>All Process Parameters to be as per Quality Assurance.</p>	
4	SALINE STAND	<p>Height adjustable Saline stand from 120 cm to 210 cm. SS Rod with double hooks. Tubular construction base fitted with five 50 mm dia. Non-rusting castors. Pre treated and powder coated. Working in nylon buffers</p> <p>SS parts finished with Matt polish.</p>	
5	SINGLE STEP STOOL/ FOOT STEP	<p>Overall Size: 510mm Lx 300mm W x 230 mm H</p> <p>Step height 230 mm.</p> <p>Step made of 18G CRCA sheet. Welded on MS. tubular frame of 25.4mm x18G fitted with aluminum tread flats of size: 500 mm L x 32 mm W x 3.4 mm thick, fitted by aluminum pop rivet.</p> <p>The legs fitted with high quality PVC shoes with nylon reinforcement.</p> <p>All MS parts are 8 tank Pretreated & powder coated.</p>	
6	KICK BUCKET	<p>Stainless steel bowl of approx.dia 375mm.</p> <p>SS tubular framework fitted with three 125mm dia non-rusting castor wheels, all without brake.</p> <p>Castor made from high grade non floor-staining synthetic materials with integrated thread guards. Wheel centre having precision ball bearing to run smoothly.</p> <p>Frame work made of 25.4mm dia x 18G verticals stainless</p>	

		steel tubes, upper ring made of rod dia 10mm S.S. rod and tubes shall be of 304 grades. SS parts finished with Matt polish.	
7	INSTRUMENT TROLLEY	Overall size: 778 mm L x 525mm W x 915 mm H. Thin S.S. 304 Sheet provided at the top for the placement of the instruments being used & used for easy portability. Thin S.S. Sheet, provided at the top for the placement of the instruments being used. S.D frame Provided to support the entire structure. Welded with legs to provide protection at the sides. Leg end Cap: Provided for closing leg openings. Castors For ease of movement.	
8	Foam Mattress For Bed	The Mattress should be multi-layered pressure reducing mattress with a top layer of die cut high density foam in head and torso area, and special high resilient foam in heel area, provides a comfortable pressure reducing environment. Middle layer of foot section has precision channel cut foam which provides additional pressure reduction in heel area. SSPT Rail System provides solid edged support allowing easy patient transfer to and from bed. Top cover is a 4 way stretch nylon which reduces heat buildup and provides a low shear non-friction surface that is anti- microbial and waterproof. Designated Head and foot sections. Concealed zipper with barrier stop over flap prevents liquids from contaminating mattress core. Includes CFR 16 part 1653 Compliance. Weight capacity : 350 lbs Size : 36"W x 84" L x 6" D	
9	EMERGENCY RECOVERY TROLLEY	HI-LO RAISING BACK REST,TWO WAY LONGITUDINAL TILT. Overall approx. size: 1905mm L x 710mm W. Stretcher size 1830mm L x 555 W) Two section Top Height adjusted with a smooth foot operated imported hydraulic pump from 660mm to 910mm. X-ray permeable removable stretcher, backrest raised on ratchet. Gas spring assisted Trendelenburg & reverse trendelenburg position. Four imported swiveling castors 125mm dia. , two castors to have brakes for locking. Rubber buffers at four corners, synthetic rubber covered handles, sliding X-ray cassette, accessory tray, oxygen cylinder holder. Stainless steel telescope I.V. rods with four locations. Pre treated and powder coated.	 (Not Exact features)